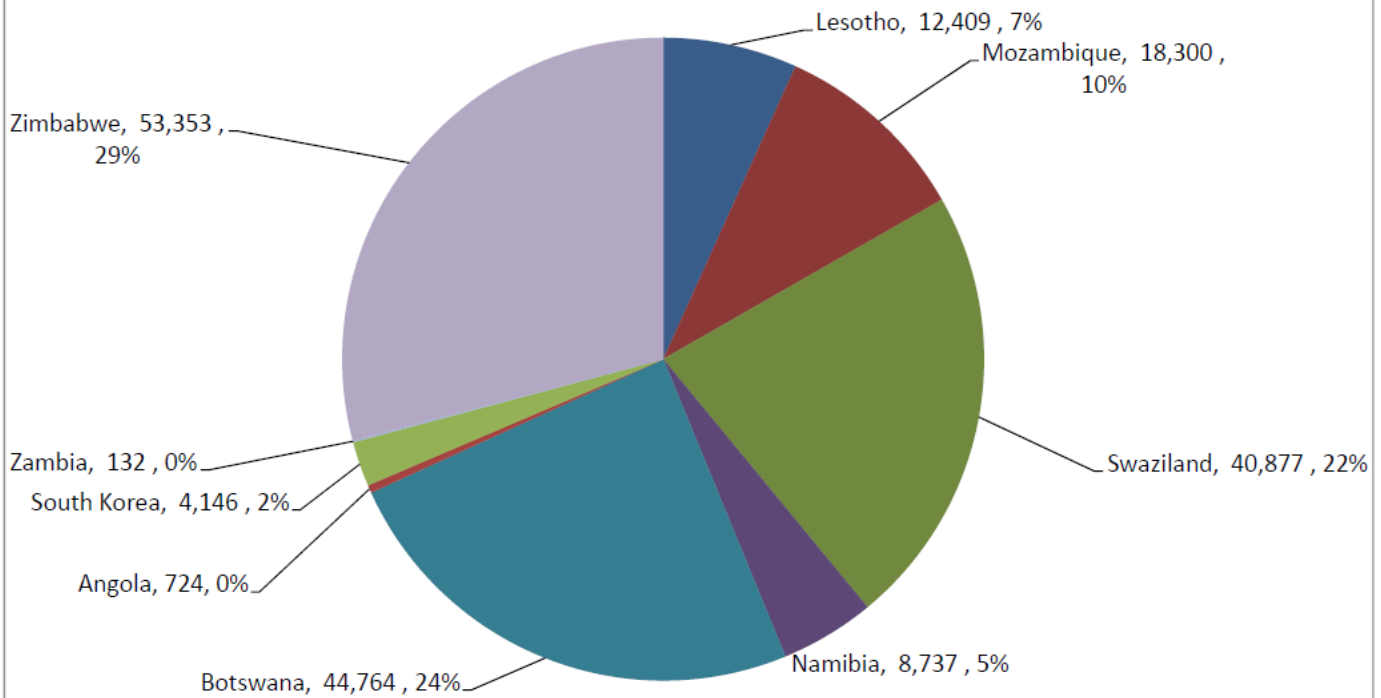
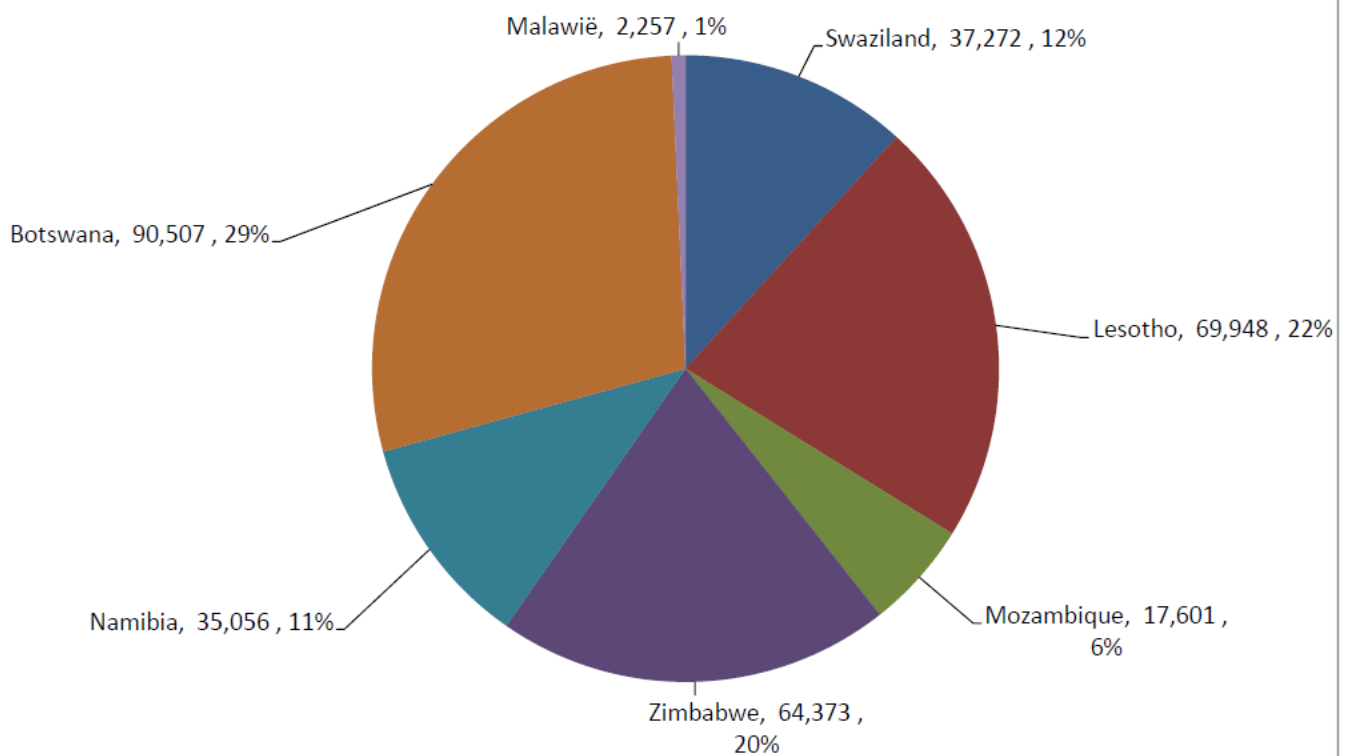


**Cereal exports from South Africa**

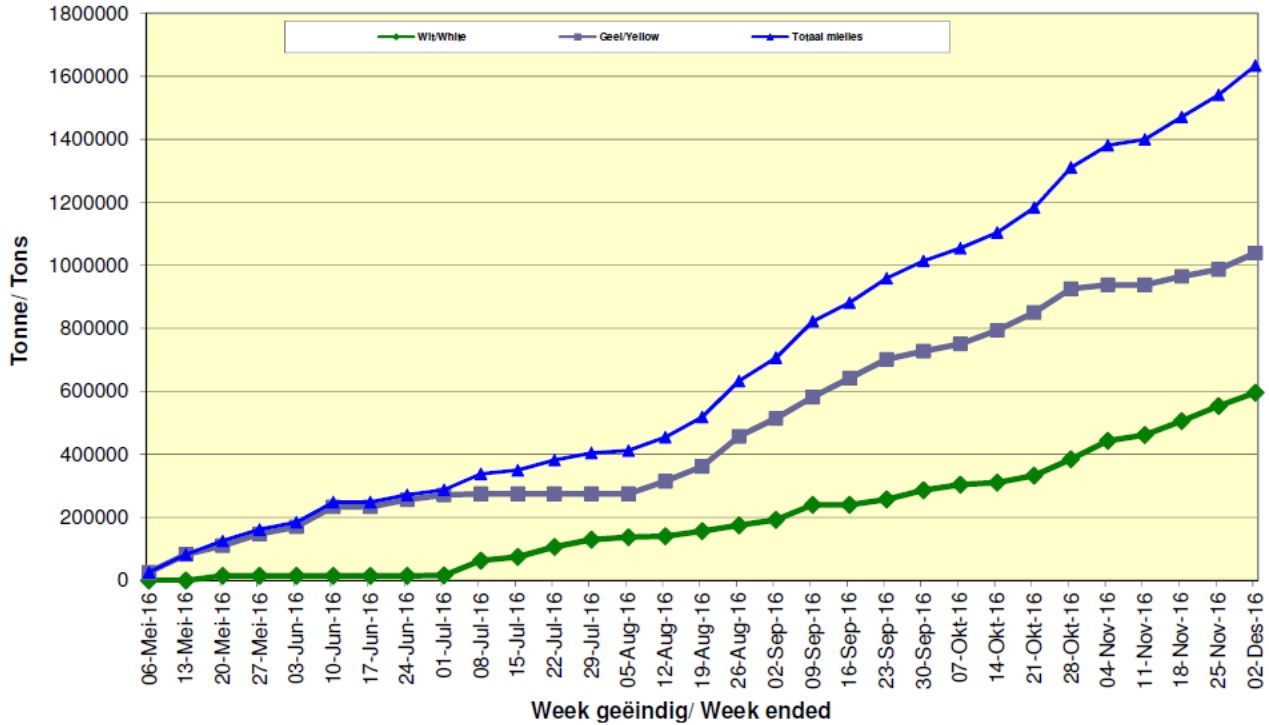
**Yellow Maize Exports for 2016/17 (ton, %)**



**White Maize Exports for 2016/17 (ton, %)**



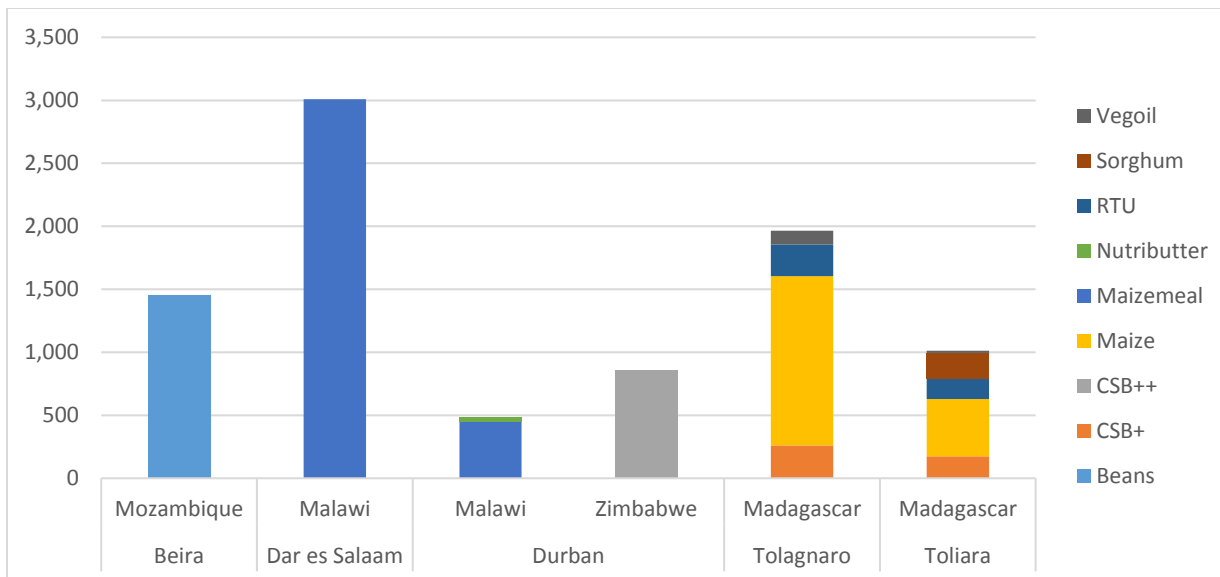
**Kumulatiewe Invoere van Mielies**  
**Kumulative Imports of Maize**  
 2016/17 Bemarkingsseisoen/ Marketing season



Note: (source SAGIS report 06 Dec, 2016)

**Expected vessel imports week-50**

Booked Vessels	Column Labels										Grand Total
	Beans	CSB+	CSB++	Maize	Maize meal	Nutributter	RTU	Sorghum	Vegoil		
<b>Beira</b>	<b>1,454</b>										<b>1,454</b>
Mozambique	1,454										1,454
<b>Dar es Salaam</b>					<b>3,010</b>						<b>3,010</b>
Malawi					3,010						3,010
<b>Durban</b>			<b>856</b>		<b>450</b>	<b>35</b>					<b>1,341</b>
Malawi					450	35					485
Zimbabwe			856								856
<b>Tolagnaro</b>		<b>260</b>		<b>1,344</b>			<b>250</b>		<b>110</b>		<b>1,965</b>
Madagascar		260		1,344			250		110		1,965
<b>Toliara</b>		<b>174</b>		<b>456</b>			<b>160</b>	<b>205</b>	<b>19</b>		<b>1,013</b>
Madagascar		174		456			160	205	19		1,013
<b>Grand Total</b>	<b>1,454</b>	<b>434</b>	<b>856</b>	<b>1,800</b>	<b>3,460</b>	<b>35</b>	<b>410</b>	<b>205</b>	<b>129</b>		<b>8,783</b>



Note: Figures extracted from WFP El-Nino report week 50. GCMF commodities are part of WFP strategic stocks. All figures in metric tonnes. RTU (ready to use mix-blended), MNP (Micro Nutrient Powder), CSB++ (super cereal Plus)

### Expected vessels-Nacala Port

Navios Esperados/Expected Vessels												
Terminal de Contentores / Container Terminal					Terminal de Carga Geral / General Cargo Terminal							
Navio / Vessel	LOA DRAFT	Agente / Agent	ETA	Movimento Total / Total Moves	Navios / Vessel	LOA DRAFT	Agente / Agent	ETA	Movimento Total / Moves	Total		
1 HANSA LIBERTY	196,93 M	STURROCK	21-Dec-16	TBA	SILVER HANNAH	183	ISS	17-Dec-16	Discharge of 3750 Tons Gasoline	1		
2 EM OINOUSSES	207,1 m 9,4m	CMA-CGM	25-Dec-16	17:30	TBA	ASTURCON	180 m 8,38 m	MANICA	17-Dec-16	01:00	Discharge of 15000 mt of maize in bulk	2
3 MSC DENISSE	198,89 m	MSC	26-Dec-16	09:00	TBA	PRIVBALTIC	189,99m 12,6m	LBH GROUP	25-Dec-16		Discharge of 25,000 mt Clinker	3
4 MCP BILBAO	117 m 5,5 m	CMA-CGM	27-Dec-16	16:00	TBA	SUN MASTER	182,98 M	STURROCK	31-Dec-16		Discharge of 1700 Mt of steel coils	4
5 KOTA NELAYAN	180m	PIL	2-Jan-17	TBA	JIN HAO	189,99m 12,3m	LBH GROUP	5-Jan-17			Discharge of 21,500 mt Clinker	5
6 CMA CGM UTRILLO	195,6m 9m	CMA-CGM	8-Jan-17	17:30	TBA							
7 KOTA NEBULA	180 m	PIL	18-Jan-17	TBA								

Remarks: The above prospects are indicative only, and are subject to change according to vessel's ETA, tidal conditions, berth availability, stevedore labour availability, other port movements, terminal advice, cargo availability and other conditions beyond our control.

**Vessels announced/expected- BEIRA PORT**

BERTH	VESSEL LAST 24 HRS/UP TO DATE/BAL	DRAFT	LOA	DISCHARGE	QTY
#10 2-Dec	CLIPPER INNOVATION 741/17871/857	-	200	BULK MAIZE	20,000
#9 7-Dec	ACHILLEAS S 1272/19143/8006	-	190	BULK WHEAT	25,000
#5	WARNOW STAR	-	179	SORGHUM IN BULK	4,650
<b>VESSEL AT OUTER ANCHORAGE</b>					
ARRIVED	VESSEL	DRAFT	LOA	DISCHARGE	QTY
27-Nov	EMPEROR	-	200	BULK MAIZE	15,400
2-Dec	MERCURY OCEAN	-	190	BULK UREA	10,000
8-Dec	FEDERAL CARDINAL	-	189	BULK MAIZE	21,882
10-Dec	ITHAKI	-	179	AMM NITRATE BIG BAGS	13,200
<b>VESSEL ANNOUNCED / EXPECTED</b>					
ARRIVED	VESSEL	DRAFT	LOA	DISCHARGE	QTY
ETA	GENERAL CARGO VESSEL	DRAFT	LOA	DISCHARGE	QTY
17-Dec	OBSERVATOR	-	190	BULK WHEAT	7,430
26-Dec	MARITIME SETOSHIO	-	190	BAGGED RICE	5,000
1-Jan	CHAMPION TRUST	-	181	SOYABEAN OIL	9,000
10-Jan	YUTAI BREEZE	-	189	BULK WHEAT	16,000
23-Jan	ULTRA GUJARAT	-	200	BULK WHEAT	15,850

Note: Figures extracted from Beira/Nacala vessel port position report of 15<sup>th</sup> December.

**Maize grain and pulses exports ex- Zambia for December**

Sum of Total weight (MT) net				Destination Country office		
Month	Origin	Project No	Commodity	MALAWI	ZIMBABWE	Grand Total
Dec	ZAMBIA	200692	Maize - White	5,190.00		5,190.00
		200944	Beans - Mixed		270.00	270.00
			Maize - White		2,900.00	2,900.00
<b>ZAMBIA Total</b>				<b>5,190.00</b>	<b>3,170.00</b>	<b>8,360.00</b>
<b>Dec Total</b>				<b>5,190.00</b>	<b>3,170.00</b>	<b>8,360.00</b>

Note: Figures from WFP daily dispatch report as at 15<sup>th</sup> Dec.