



SUMMARY OF THE STATEMENT FOR THE TWENTY-FIFTH SOUTHERN AFRICA REGIONAL CLIMATE OUTLOOK FORUM (SARCOF-25) 16-31 August, Virtual

The SADC Secretariat convened the Twenty-fifth Southern Africa Regional Climate Outlook Forum (SARCOF-25) from 16 to 31 August 2021: Climate Expert Meeting (pre-SARCOF 16-27 August) and Climate User Platform (SARCOF -30-31 August).

Climate experts from National Meteorological and Hydrological Services and SADC Climate Services Centre determined the likelihoods of the rainfall season 2021-2022 over SADC, which was presented in the Climate User Platform. The Figures 1 to 4 show the adopted consensus outlook for overlapping three-monthly periods, that is, October-November-December 2021, November-December-January 2021/22; December-January-February 2021/22 and January- February-March 2022.

In summary, the Bulk of SADC is likely to receive normal to above-normal rainfall for most of the period October to December (OND) 2021. Normal to below-normal rains are expected in north-western part of Angola, bulk of Democratic Republic of Congo, western and southern Madagascar, northern Malawi, northern Mozambique, western fringes of Namibia and South Africa, south-western United Republic of Tanzania and north-eastern Zambia. The January to March (JFM) 2022 period is expected to have normal to above normal rainfall for most of the region except for, south-western fringes of Angola, western fringes of both Namibia and South Africa.

OCTOBER-NOVEMBER-DECEMBER 2021

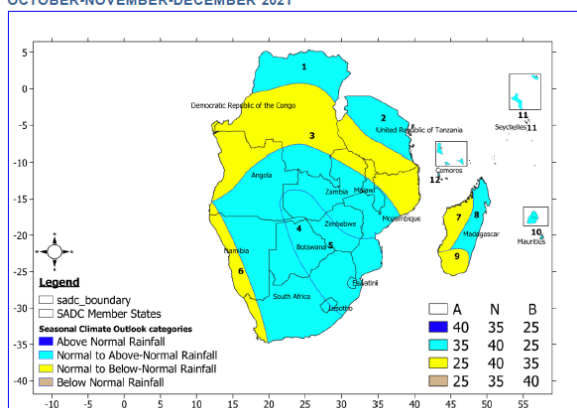


Figure 1: Rainfall forecast for October-November-December 2021

JANUARY-FEBRUARY-MARCH 2022

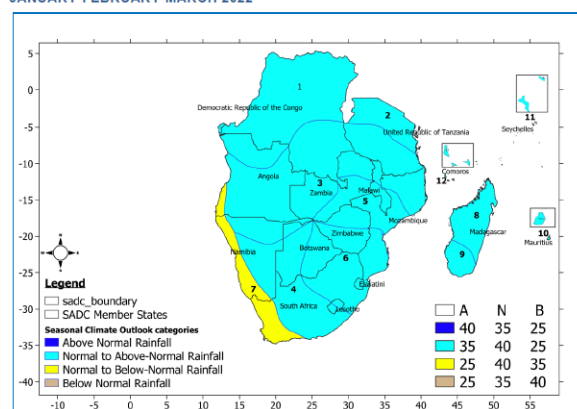


Figure 4: Rainfall forecast for January-February-March 2022

DECEMBER 2021-JANUARY-FEBRUARY 2022

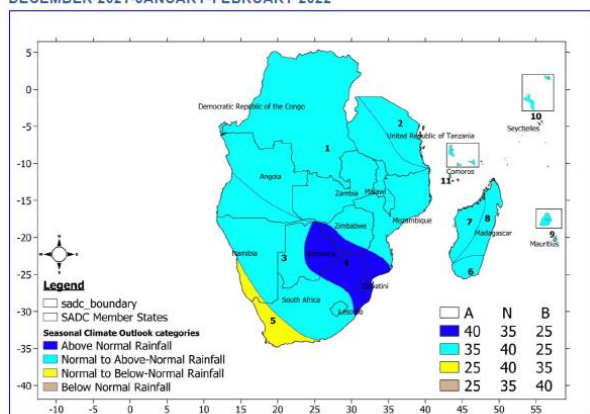


Figure 3: Rainfall forecast for December 2021-January-February 2022

NOVEMBER-DECEMBER 2021-JANUARY 2022

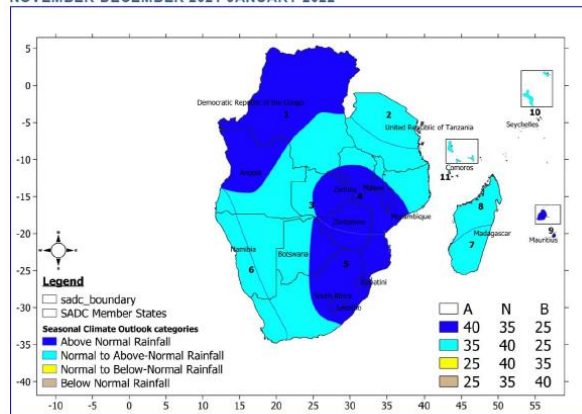


Figure 2: Rainfall forecast for November-December 2021-January 2022

DISCLAIMER: This Summary is relevant to seasonal (overlapping three-monthly) time-scales and may not fully account for all factors that influence regional and national climate variability. **Users are strongly advised to contact the National Meteorological and Hydrological Services for interpretation of this Outlook, additional guidance and updates.**